


Hisense



BEVERAGE COOLER & COMMERCIAL FREEZER
& WINE COOLER

2017-2018



Our Mission

is to deliver an enhanced customer experience that exceeds expectations with every product we sell.

From our product's cutting-edge technology, superior performance, elegant & sophisticated design, and enduring reliability to the most trusted retail partners in the industry, nothing is ever compromised.

Step off the beaten path, choose Hisense, where innovation meets value.



CONTENTS

BEVERAGE

03-24

SPECIFICATION

37-47

COOLER

COMMERCIAL

25-31

GLOBAL

48-48

FREEZER

MARKET

WINE COOLER

32-36

BEVERAGE COOLER



BEVERAGE COOLER & COMMERCIAL FREEZER



[FL-130WC >](#)



[FL-99WC >](#)



[FL-65WC >](#)



[FL-66WC >](#)



[FL-52WC >](#)



[FL-50FC >](#)



[FL-44FC >](#)



[FL-37FCA >](#)



[FL-37FCD >](#)



[FL-30FCD >](#)



[FL-26FCD >](#)



[FL-49WC >](#)



[FC-35WC >](#)



[FL-37FC >](#)

BEVERAGE COOLER & COMMERCIAL FREEZER



FL-30FC >



FL-26FC >



FL-37FCE >



FL-30FCE >



FL-26FCE >



FC-67DD >



FC-46DD >



FC-39DD >



FC-29DD >



FC-26DD >

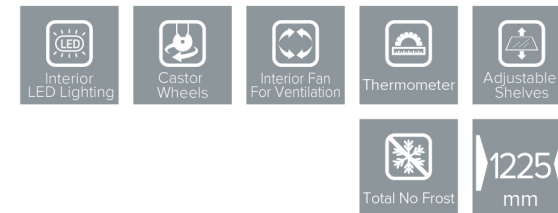


FL-44WD >



Glass Door Beverage Cooler

FL-130WC



Gross Capacity (L): 1000

Can Storage (330ml): 938

Net Dimensions (W × D × H mm): 1225 × 712 × 2230

Loading Capacity (40H.C.): - / - / 23

Features

- CFC Free Refrigeration System
- No Frost System
- Adjustable Shelves
- Forced Air Ventilation for Anti-condensation
- Double-pane Glass Door, Toughened Glass
- Metal Liner
- Interior Fan
- Interior LED Lighting
- Back-lit Canopy
- Defrost Water
- Self-evaporating
- 5 Casters for Easy Moving



Glass Door Beverage Cooler

FL-99WC



Gross Capacity (L): 758

Can Storage (330ml): 711

Net Dimensions (W × D × H mm): 1010 × 710 × 2060

Loading Capacity (40H.C.): 14/ 30/ 30

Features

- CFC Free Refrigeration System
- No Frost System
- Adjustable Shelves
- Forced Air Ventilation for Anti-condensation
- Double-pane Glass Door, Toughened Glass
- Metal Liner
- Interior Fan
- Interior LED Lighting
- Back-lit Canopy
- Defrost Water
- Self-evaporating
- 5 Casters for Easy Moving



Glass Door Beverage Cooler

FL-65WC



Gross Capacity (L): 518

Can Storage (330ml): 532

Net Dimensions (W × D × H mm): 816 × 700 × 2215

Loading Capacity (40H.C.): - / - / 39

Features

- CFC Free Refrigeration System
- No Frost System
- Adjustable Shelves
- Door Lock
- Self-closing Door
- Curvaceous Door Frame Design
- Forced Air Ventilation for Anti-condensation
- Double-pane Glass Door, Toughened Glass
- Interior Fan
- Interior LED Lighting
- Back-lit Canopy
- Removable Defrost Water Tray Design
- 4 Casters for Easy Moving



Glass Door Beverage Cooler

FL-66WC

Gross Capacity (L): 508

Can Storage (600ml): 216

Net Dimensions (W × D × H mm): 823 × 741 × 2269

Loading Capacity (40H.C.): - / - / 28




Features

- 47inch Video Display Screen, USB/SD Card, AVI/RMVB/MP4 Format
- CFC Free Refrigeration System
- No Frost System
- Adjustable Shelves
- Door Lock
- Self-closing Door
- Aerodynamic Appearance
- Forced Air Ventilation for Anti-condensation
- Double-pane Glass Door, Toughened Glass
- Interior Fan
- Interior LED Lighting
- Back-lit Canopy
- Removable Defrost Water Tray Design
- 4 Casters for Easy Moving



Glass Door Beverage Cooler

FL-52WC



Gross Capacity (L): 388

Can Storage (330ml): 432

Net Dimensions (W × D × H mm): 660 × 680 × 2135

Loading Capacity (40H.C.): 23/ 47/ 47

Features

- CFC Free Refrigeration System
- No Frost System
- Adjustable Shelves
- Door Lock
- Self-closing Door
- Curvaceous Door Frame Design
- Forced Air Ventilation for Anti-condensation
- Double-pane Glass Door, Toughened Glass
- Interior Fan
- Interior LED Lighting
- Back-lit Canopy
- Removable Defrost Water Tray Design
- 4 Casters for Easy Moving



Glass Door Beverage Cooler

FL-50FC



Gross Capacity (L): 382

Can Storage (330ml): 336

Net Dimensions (W × D × H mm): 600 × 650 × 2106

Loading Capacity (40H.C.): 24/ 54/ 54

Features

- CFC Free Refrigeration System
- Adjustable Shelves
- Door Lock
- Flat Door Frame Design
- Forced Air Ventilation for Anti-condensation
- Double-pane Glass Door, Toughened Glass
- Interior Fan
- Dual-usage Light Design, Efficient Light Bulb
- Back-Lit Canopy
- Defrost Water Self-evaporating
- 2 Casters for Easy Moving



Glass Door Beverage Cooler

FL-44FC



Gross Capacity (L): 342

Can Storage (330ml): 301

Net Dimensions (W × D × H mm): 600 × 650 × 1990

Loading Capacity (40H.C.): 24/ 54/ 54

Features

- CFC Free Refrigeration System
- Adjustable Shelves
- Door Lock
- Flat Door Frame Design
- Forced Air Ventilation for Anti-condensation
- Double-pane Glass Door, Toughened Glass
- Interior Fan
- Dual-usage Light Design, Efficient Light Bulb
- Back-Lit Canopy
- Defrost Water Self-evaporating
- 2 Casters for Easy Moving



Glass Door Beverage Cooler

FL-37FCA



Gross Capacity (L): 282

Can Storage (330ml): 264

Net Dimensions (W × D × H mm): 540 × 615 × 1985

Loading Capacity (40H.C.): 32/ 68/ 68

Features

- CFC Free Refrigeration System
- Adjustable Shelves
- Door Lock
- Flat Door Frame Design
- Forced Air Ventilation for Anti-condensation
- Double-pane Glass Door, Toughened Glass
- Interior Fan
- Dual-usage Light Design, Efficient Light Bulb
- Back-Lit Canopy
- Defrost Water Self-evaporating
- 2 Casters for Easy Moving



Glass Door Beverage Cooler

FL-37FCD



Gross Capacity (L): 282

Can Storage (330ml): 264

Net Dimensions (W × D × H mm): 540 × 610 × 2013

Loading Capacity (40H.C.): - / - / 89

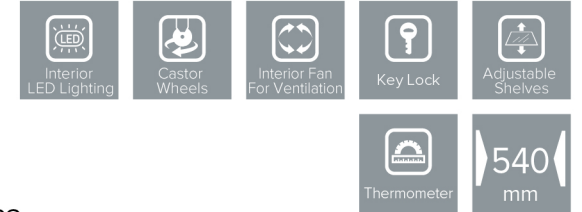
Features

- CFC Free Refrigeration System
- Adjustable Shelves
- Door Lock
- Flat Door Frame Design
- Forced Air Ventilation for Anti-condensation
- Double-pane Glass Door, Toughened Glass
- Back-Lit Canopy
- Interior Fan
- Interior LED Lighting
- Defrost Water Self-evaporating
- 4 Casters for Easy Moving



Glass Door Beverage Cooler

FL-30FCD



Gross Capacity (L): 222

Can Storage (330ml): 232

Net Dimensions (W × D × H mm): 540 × 575 × 1833

Loading Capacity (40H.C.): -/ -/ 91

Features

- CFC Free Refrigeration System
- Adjustable Shelves
- Door Lock
- Flat Door Frame Design
- Forced Air Ventilation for Anti-condensation
- Double-pane Glass Door, Toughened Glass
- Back-Lit Canopy
- Interior Fan
- Interior LED Lighting
- Defrost Water Self-evaporating
- 4 Casters for Easy Moving



Glass Door Beverage Cooler

FL-26FCD



Gross Capacity (L): 192

Can Storage (330ml): 202

Net Dimensions (W × D × H mm): 540 × 575 × 1713

Loading Capacity (40H.C.): - / - / 91

Features

- CFC Free Refrigeration System
- Adjustable Shelves
- Door Lock
- Flat Door Frame Design
- Forced Air Ventilation for Anti-condensation
- Double-pane Glass Door, Toughened Glass
- Back-Lit Canopy
- Interior Fan
- Interior LED Lighting
- Defrost Water Self-evaporating
- 4 Casters for Easy Moving



Glass Door Beverage Cooler

FL-49WC



Gross Capacity (L): 374

Can Storage (600ml): 90

Net Dimensions (W × D × H mm): 600 × 645 × 1854

Loading Capacity (40H.C.): 24/ 54/ 54

Features

- CFC Free Refrigeration System
- Adjustable Shelves
- Door Lock
- Flat Door Frame Design
- Forced Air Ventilation for Anti-condensation
- Double-pane Glass Door, Toughened Glass
- Interior Fan
- Interior LED Lighting
- Defrost Water Self-evaporating
- 4 Casters for Easy Moving



Glass Door Beverage Cooler

FC-35WC



Gross Capacity (L): 266

Can Storage (600ml): 72

Net Dimensions (W × D × H mm): 632 × 587 × 1359

Loading Capacity (40H.C.): - / - / 54

Features

- CFC Free Refrigeration System
- Adjustable Shelves
- Door Lock
- Flat Door Frame Design
- Forced Air Ventilation for Anti-condensation
- Double-pane Glass Door, Toughened Glass
- Interior Fan
- Interior LED Lighting
- Defrost Water Self-evaporating
- 4 Casters for Easy Moving



Glass Door Beverage Cooler

FL-37FC



Gross Capacity (L): 282

Can Storage (330ml): 264

Net Dimensions (W × D × H mm): 540 × 615 × 1740

Loading Capacity (40H.C.): 41/ 87/ 87


Features

- CFC Free Refrigeration System
- Adjustable Shelves
- Door Lock
- Flat Door Frame Design
- Forced Air Ventilation for Anti-condensation
- Double-pane Glass Door, Toughened Glass
- Interior Fan
- Interior LED Lighting
- Defrost Water Self-evaporating
- 4 Casters for Easy Moving



Glass Door Beverage Cooler

FL-30FC



Gross Capacity (L): 222

Can Storage (330ml): 232

Net Dimensions (W × D × H mm): 540 × 575 × 1560

Loading Capacity (40H.C.): 48/ 97/ 97

Features

- CFC Free Refrigeration System
- Adjustable Shelves
- Door Lock
- Curvaceous Door Frame Design
- Forced Air Ventilation for Anti-condensation
- Double-pane Glass Door, Toughened Glass
- Interior Fan
- Interior LED Lighting
- Defrost Water Self-evaporating
- 4 Casters for Easy Moving



Glass Door Beverage Cooler

FL-26FC



Gross Capacity (L): 192


Can Storage (330ml): 202

Net Dimensions (W × D × H mm): 540 × 575 × 1440

Loading Capacity (40H.C.): 48/ 98/ 120

Features

- CFC Free Refrigeration System
- Adjustable Shelves
- Door Lock
- Curvaceous Door Frame Design
- Forced Air Ventilation for Anti-condensation
- Double-pane Glass Door, Toughened Glass
- Interior Fan
- Interior LED Lighting
- Defrost Water Self-evaporating
- 4 Casters for Easy Moving



Glass Door Beverage Cooler

FL-37FCE

Gross Capacity (L): 282

Can Storage (330ml): 264

Net Dimensions (W × D × H mm): 540 × 615 × 1740

Loading Capacity (40H.C.): 41/ 87/ 87



Features

- CFC Free Refrigeration System
- Adjustable Shelves
- Door Lock
- Curvaceous Door Frame Design
- Forced Air Ventilation for Anti-condensation
- Double-pane Glass Door, Toughened Glass
- Interior Fan
- Interior LED Lighting
- Defrost Water Self-evaporating
- 4 Casters for Easy Moving



Glass Door Beverage Cooler

FL-30FCE



Gross Capacity (L): 222

Can Storage (330ml): 232

Net Dimensions (W × D × H mm): 540 × 575 × 1560

Loading Capacity (40H.C.): 48/ 97/ 97

Features

- CFC Free Refrigeration System
- Adjustable Shelves
- Door Lock
- Curvaceous Door Frame Design
- Forced Air Ventilation for Anti-condensation
- Double-pane Glass Door, Toughened Glass
- Interior Fan
- Interior LED Lighting
- Defrost Water Self-evaporating
- 4 Casters for Easy Moving



Glass Door Beverage Cooler

FL-26FCE



Gross Capacity (L): 192

Can Storage (330ml): 202


Net Dimensions (W × D × H mm): 540 × 575 × 1440

Loading Capacity (40H.C.): 48/ 97/ 120


Features

- CFC Free Refrigeration System
- Adjustable Shelves
- Door Lock
- Curvaceous Door Frame Design
- Forced Air Ventilation for Anti-condensation
- Double-pane Glass Door, Toughened Glass
- Interior Fan
- Interior LED Lighting
- Defrost Water Self-evaporating
- 4 Casters for Easy Moving

COMMERCIAL FREEZER




The power line can be safely placed in a plastic cover




Products can be presented in a clearly sorted arrangement with the suspended baskets

The Low-E toughened glass lid can be removed easily for cleaning



Four swivel castors make transport easier especially when the chest appliances have to be moved frequently

The Low-E toughened glass lid can be removed easily for cleaning



The one-piece ABS frame with 10 mm radius corners provides excellent stability as well as an attractive design

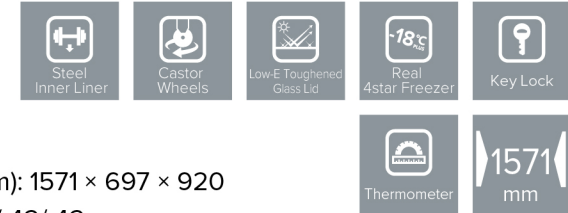
A lid lock can be installed on all models to secure the contents of the chest appliance



Commercial Freezer

FC-67DD

Gross Capacity (L): 518
Net Dimensions (W × D × H mm): 1571 × 697 × 920
Loading Capacity (40H.C.): 20/ 42/ 42



Features

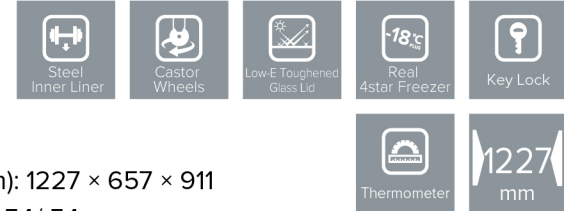
- Curvaceous Appearance
- Low-E Toughened Glass Lid
- Steel Liner
- 1 Unit Top Frame Sealed Design
- 4 Casters for Easy Moving





Commercial Freezer

FC-46DD



Gross Capacity (L): 353

Net Dimensions (W × D × H mm): 1227 × 657 × 911

Loading Capacity (40H.C.): 24/ 54/ 54

Features

- Curvaceous Appearance
- Low-E Toughened Glass Lid
- Steel Liner
- 1 Unit Top Frame Sealed Design
- 4 Casters for Easy Moving



Commercial Freezer

FC-39DD



Steel Inner Liner



Castor Wheels



Low-E Toughened Glass Lid



Real 4star Freezer



Key Lock

Gross Capacity (L): 303

Net Dimensions (W × D × H mm): 1052 × 696 × 847

Loading Capacity (40H.C.): 30/ 64/ 94



Thermometer



1052 mm

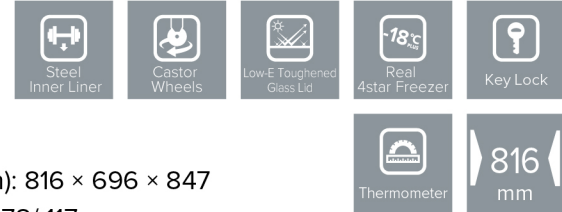
Features

- Curvaceous Appearance
- Low-E Toughened Glass Lid
- Steel Liner
- 1 Unit Top Frame Sealed Design
- 4 Casters for Easy Moving



Commercial Freezer

FC-29DD



Gross Capacity (L): 213

Net Dimensions (W × D × H mm): 816 × 696 × 847

Loading Capacity (40H.C.): 36/ 78/ 117

Features

- Curvaceous Appearance
- Low-E Toughened Glass Lid
- Steel Liner
- 1 Unit Top Frame Sealed Design
- 4 Casters for Easy Moving



Commercial Freezer

FC-26DD



Gross Capacity (L): 200

Net Dimensions (W × D × H mm): 1023 × 569 × 846

Loading Capacity (40H.C.): 38/ 80/ 80



Features

- Flat Appearance
- Low-E Toughened Glass Lid
- Aluminum Liner
- Decoration Top Frame Design
- Defrost Drain System
- Door Lock
- 4 Casters for Easy Moving



Commercial Freezer

FL-44WD


Gross Capacity (L): 338

Net Dimensions (W × D × H mm): 660 × 700 × 2061

Loading Capacity (40H.C.): 24/ 48/ 48



Interior LED Lighting



Castor Wheels



Interior Fan For Ventilation



Super Freezer



Adjustable Shelves



Total No Frost




660 mm

Features

- CFC Free Refrigeration System
- No Frost System
- Adjustable Shelves
- Door Lock
- Self-closing Door
- Flat Door Frame Design
- Metal Liner
- Forced Air Ventilation for Anti-condensation
- Triple-pane Glass Door with Electrical Heating
- Interior Fan
- Interior LED Lighting
- 4 Casters for Easy Moving

WINE COOLER





Wine Cooler

RS-68DJ4S



Total (Bottles): 218

Net Dimensions (W × D × H mm): 700 × 742 × 1920

Loading Capacity (40H.C.): 42

Features

- A+ Energy Saving
- Stabilization Running System, Lowest Vibration Level
- Remote Control & Monitor System
- All Day Running Data Records System
- Soft LED Light
- Ideal Humidity Control System
- Solid & Easy Slide-Out Wooden Shelf
- Presentation Wooden Shelf
- Soft & Self-closing Hinge
- Luxury Labelling
- Fresh Air filter
- Wooden Finishing Easy Open Handle



Wine Cooler

RS-24DJ4SM



Total (Bottles): 58

Net Dimensions (W × D × H mm): 550 × 537.5 × 1237

Loading Capacity (40H.C.): 168

Features

- A Energy Saving
 - Hisense Worldwide Patent IMCR Technology (2 Cycles)
 - Each Compartment Can be Controlled Independently
 - LED Display with Electronic Control
 - °C Display and °F Display Can be Converted Easily
 - Temperature Range: 5-20 °C
 - Red Wine: 15-18 °C
 - White Wine: 9-14 °C
 - Sparking Wine: 4-8 °C
 - Three Layer Hollow Glasses Door with Insert Gases Inside
 - Reversible Door
 - Low Noise
 - Anti-vibration Design
-



Wine Cooler

RS-13DJ4SPA



Total (Bottles): 30

Net Dimensions (W × D × H mm): 490 × 489 × 844

Loading Capacity (40H.C.): 264

Features

- A Energy Saving
- Hisense Worldwide Patent IMCR Technoloty (2 Cycles)
- Each Compartment Can be Controlled Independently
- LED Display with Electronic Control
- °C Display and °F Display Can be Converted Easily
- Temperature Range:5-20 °C
- Red Wine: 15-18 °C
- Wired Shelves Optional
- White Wine: 9-14 °C
- Sparking Wine: 4-8 °C
- Three Layer Hollow Glasses Door with Insert Gases Inside
- Reversible Door
- Low Noise
- Anti-Vibration Design



Wine Cooler

RS-13DJ4SPB



Total (Bottles): 34

Net Dimensions (W × D × H mm): 490 × 489 × 844

Loading Capacity (40H.C.): 264

Features

- A Energy Saving
 - LED Display with Electronic Control
 - °C Display and °F Display Can be Converted Easily
 - Temperature Range: 5-20 °C
 - Red Wine: 15-18 °C
 - White Wine: 9-14 °C
 - Wooden Shelves Optional
 - Sparking Wine: 4-8 °C
 - Three Layer Hollow Glasses Door with Insert Gases Inside
 - Reversible Door
 - Low Noise
 - Anti-Vibration Design
-



SPECIFICATION

Beverage Cooler

Commercial Freezer

Wine Cooler

Specification

Beverage Cooler

Model	FL-130WC	FL-99WC	FL-65WC
Capacity			
Total (L)	1000	758	518
Refrigerator (L)	1000	758	518
Freezer (L)	0	0	0
The Bottling Amount (330mL Can)	938	711	532
Key Features			
Temp Control/ Display	Mechanical	Mechanical	Mechanical
Defrosting	No Frost	No Frost	No Frost
Refrigerant	R134a	R134a	R134a
Climatic Type	HA	ST	VHA
Light Box	▪	▪	▪
Glass Door	Low-E Toughened Glass & Front Hot Air Flow	Toughened Glass & Front Hot Air Flow	Low-E Toughened Glass & Front Hot Air Flow
Operating Temperature Range	0~7.2℃	0~10℃	0~7.2℃
Casters/ Wheels/ Feet	5 Casters	5 Casters	4 Casters & 2 Adjustable Feet
Product Dimensions & Loadability			
Net (W × D × H) (mm)	1225 × 712 × 2230	1010 × 710 × 2060	816 × 700 × 2215
Packing (W × D × H) (mm)	1295 × 782 × 2428	1061 × 793 × 2112	876 × 776 × 2400
Weight (Net/ Gross KG)	194/ -	170/ 182	115/ 125
Loading Capacity (20FT/ 40FT/ 40H.C.)	- / - / 23	14/ 30/ 30	- / - / 39

1.Features and specifications are for reference only and are subject to change without notice.

2、 "▪" Yes, model has this feature. "-" Feature not available for this model.

Specification

Beverage Cooler

Model	FL-66WC	FL-52WC	FL-50FC
Capacity			
Total (L)	508	388	382
Refrigerator (L)	508	388	382
Freezer (L)	0	0	0
The Bottling Amount (330mL Can)	216 (600ml)	432	336
Key Features			
Temp Control/ Display	Electronic	Mechanical	Mechanical
Defrosting	No Frost	No Frost	Manual
Refrigerant	R290	R600a/ R134a	R600a
Climatic Type	VHA	ST	ST
Light Box	▪	▪	▪
Glass Door	Low-E Toughened Glass & Front Hot Air Flow	Toughened Glass & Front Hot Air Flow	Toughened Glass & Front Hot Air Flow
Operating Temperature Range	0~7.2℃	0~10℃	0~10℃
Casters/ Wheels/ Feet	4 Casters & 2 Adjustable Feet	4 Casters & 2 Adjustable Feet	2 Casters & 2 Adjustable Feet
Product Dimensions & Loadability			
Net (W × D × H) (mm)	823 × 741 × 2269	660 × 680 × 2135	600 × 650 × 2106
Packing (W × D × H) (mm)	871 × 806 × 2465	707 × 782 × 2113	661 × 704 × 2176
Weight (Net/ Gross KG)	128/ 140	95/ 105	83/ 89
Loading Capacity (20FT/ 40FT/ 40H.C.)	- / - / 28	23/ 47/ 47	24/ 54/ 54

1.Features and specifications are for reference only and are subject to change without notice.

2、"▪" Yes, model has this feature. "-" Feature not available for this model.

Specification

Beverage Cooler

Model	FL-44FC	FL-37FCA	FL-37FCD
Capacity			
Total (L)	342	282	282
Refrigerator (L)	342	282	282
Freezer (L)	0	0	0
The Bottling Amount (330mL Can)	301	264	264
Key Features			
Temp Control/ Display	Mechanical	Mechanical	Mechanical
Defrosting	Manual	Manual	Manual
Refrigerant	R600a	R134a	R134a/ R600a
Climatic Type	ST	ST	ST
Light Box	▪	▪	-
Glass Door	Toughened Glass & Front Hot Air Flow	Toughened Glass & Front Hot Air Flow	Tempered Glass
Operating Temperature Range	0~10℃	0~10℃	0~10℃
Casters/ Wheels/ Feet	2 Casters & 2 Adjustable Feet	2 Casters & 2 Adjustable Feet	4 Casters
Product Dimensions & Loadability			
Net (W × D × H) (mm)	600 × 650 × 1990	540 × 615 × 1985	540 × 610 × 2013
Packing (W × D × H) (mm)	661 × 704 × 2058	581 × 688 × 2072	581 × 657 × 2078
Weight (Net/ Gross KG)	80/ 87	72/ 80	-
Loading Capacity (20FT/ 40FT/ 40H.C.)	24/ 54/ 54	32/ 68/ 68	-/ -/ 89

1.Features and specifications are for reference only and are subject to change without notice.

2、 "▪" Yes, model has this feature. "-" Feature not available for this model.

Specification

Beverage Cooler

Model	FL-30FCD	FL-26FCD
Capacity		
Total (L)	222	192
Refrigerator (L)	222	192
Freezer (L)	0	0
The Bottling Amount (330mL Can)	232	202
Key Features		
Temp Control/ Display	Mechanical	Mechanical
Defrosting	Manual	Manual
Refrigerant	R134a/ R600a	R134a/ R600a
Climatic Type	ST	ST
Light Box	-	-
Glass Door	Tempered Glass	Tempered Glass
Operating Temperature Range	0~10℃	0~10℃
Casters/ Wheels/ Feet	4 Casters	4 Casters
Product Dimensions & Loadability		
Net (W × D × H) (mm)	540 × 570 × 1833	540 × 575 × 1713
Packing (W × D × H) (mm)	581 × 617 × 1898	581 × 617 × 1768
Weight (Net/ Gross KG)	-	-
Loading Capacity (20FT/ 40FT/ 40H.C.)	- / - / 91	- / - / 91

1.Features and specifications are for reference only and are subject to change without notice.

2、"•" Yes, model has this feature. "-" Feature not available for this model.

Specification

Beverage Cooler

Model	FL-49WC	FL-35WC
Capacity		
Total (L)	380	266
Refrigerator (L)	380	266
Freezer (L)	0	0
Key Features		
Temp Control/ Display	Mechanical	Mechanical
Defrosting	Manual	Manual
Refrigerant	R290	R290
Climatic Type	ST	ST
Light Box	-	-
Glass Door	Low-E Toughened Glass	Low-E Toughened Glass
Operating Temperature Range	0~10℃	0~10 C
Casters/ Wheels/ Feet	2 Casters & 2 Adjustable Feet	2 Casters & 2 Adjustable Feet
Product Dimensions & Loadability		
Net (W × D × H) (mm)	600 × 645 × 1854	632 × 587 × 1359
Packing (W × D × H) (mm)	661 × 711 × 1907	712 × 670 × 1460
Weight (Net/ Gross KG)	78/ 85	48/ 55
Loading capacity (20FT/ 40FT/ 40H.C.)	24/ 54/ 54	-/ -/ 54

1.Features and specifications are for reference only and are subject to change without notice.

2、 "•" Yes, model has this feature. "-" Feature not available for this model.

Specification

Beverage Cooler

Model	FL-37FC	FL-30FC	FL-26FC
Capacity			
Total (L)	282	222	192
Refrigerator (L)	282	222	192
Freezer (L)	0	0	0
The Bottling Amount (330mL Can)	264	232	202
Key Features			
Temp Control/ Display	Mechanical	Mechanical	Mechanical
Defrosting	Manual	Manual	Manual
Refrigerant	R134a	R134a	R134a
Climatic Type	ST	ST	ST
Light Box	-	-	-
Glass Door	Tempered Glass	Tempered Glass	Tempered Glass
Operating Temperature Range	0~10℃	0~10℃	0~10℃
Casters/ Wheels/ Feet	4 Casters	4 Casters	4 Casters
Product Dimensions & Loadability			
Net (W × D × H) (mm)	540 × 615 × 1740	540 × 575 × 1560	540 × 575 × 1440
Packing (W × D × H) (mm)	581 × 688 × 1783	581 × 648 × 1603	581 × 648 × 1483
Weight (Net/ Gross KG)	63/ -	57/ -	54/ -
Loading Capacity (20FT/ 40FT/ 40H.C.)	41/ 87/ 87	48/ 97/ 97	48/ 98/ 120

1.Features and specifications are for reference only and are subject to change without notice.

2、"■" Yes, model has this feature. "-" Feature not available for this model.

Specification

Beverage Cooler

Model	FL-37FCE	FL-30FCE	FL-26FCE
Capacity			
Total (L)	282	222	192
Refrigerator (L)	282	222	192
Freezer (L)	0	0	0
The Bottling Amount (330mL Can)	264	232	202
Key Features			
Temp Control/ Display	Mechanical	Mechanical	Mechanical
Defrosting	Manual	Manual	Manual
Refrigerant	R134a/ R600a	R134a/ R600a	R134a/ R600a
Climatic Type	ST	ST	ST
Light Box	▪	▪	▪
Glass Door	Tempered Glass	Tempered Glass	Tempered Glass
Operating Temperature Range	0~10℃	0~10℃	0~10℃
Casters/ Wheels/ Feet	4 Casters	4 Casters	4 Casters
Product Dimensions & Loadability			
Net (W × D × H) (mm)	540 × 615 × 1740	540 × 575 × 1560	540 × 575 × 1440
Packing (W × D × H) (mm)	581 × 688 × 1783	581 × 648 × 1603	581 × 648 × 1483
Weight (Net/ Gross KG)	63/ -	57/ -	54/ -
Loading Capacity (20FT/ 40FT/ 40H.C.)	41/ 87/ 87	48/ 97/ 97	48/ 98/ 120

1.Features and specifications are for reference only and are subject to change without notice.

2、"▪" Yes, model has this feature. "-" Feature not available for this model.

Specification

Commercial Freezer

Model	FL-44WD	FC-67DD	FC-46DD
Capacity			
Total (L)	338	518	353
Refrigerator (L)	0	0	0
Freezer (L)	338	518	353
Key Features			
Temp Control/ Display	Electronic	Mechanical	Mechanical
Defrosting	No Frost	Manual	Manual
Refrigerant	R404a	R290	R290
Climatic Type	N	CLASS 5	CLASS 5
Light Box	▪	-	-
Glass Door	Low-E Toughened Glass & Electrical Heating Film	Heat-reflecting Glass	Heat-reflecting Glass
Operating Temperature Range	≤-23 C	≤-18°C	≤-18°C
Casters/ Wheels/ Feet	4 Casters	4 Casters	4 Casters
Product Dimensions & Loadability			
Net (W × D × H) (mm)	660 × 700 × 2061	1571 × 697 × 920	1227 × 657 × 911
Packing (W × D × H) (mm)	719 × 779 × 2160	1634 × 761 × 1006	1290 × 721 × 997
Weight (Net/ Gross KG)	Pending	Pending	Pending
Loading capacity (20FT/ 40FT/ 40H.C.)	24/ 48/ 48z	20/ 42/ 42	24/ 54/ 54

1.Features and specifications are for reference only and are subject to change without notice.

2. "▪" Yes, model has this feature. "-" Feature not available for this model.

Specification

Commercial Freezer

Model	FC-39DD	FC-29DD	FC-26DD
Capacity			
Total (L)	303	213	200
Refrigerator (L)	0	0	0
Freezer (L)	303	213	200
Key Features			
Temp Control/ Display	Mechanical	Mechanical	Mechanical
Defrosting	Manual	Manual	Manual
Refrigerant	R134a	R134a/R600a	R600a
Climatic Type	ST	ST	ST
Light Box	-	-	-
Glass Door	Heat-reflecting Glass	Heat-reflecting Glass	Heat-reflecting Glass
Operating Temperature Range	≤-18℃	≤-18℃	≤-18℃
Casters/ Wheels/ Feet	4 Casters	4 Casters	4 Casters
Product Dimensions & Loadability			
Net (W × D × H) (mm)	1052 × 696 × 847	816 × 696 × 847	1023 × 569 × 846
Packing (W × D × H) (mm)	1123 × 768 × 895	887 × 768 × 895	1091 × 617 × 935
Weight (Net/ Gross KG)	Pending	Pending	45/ 52
Loading capacity (20FT/ 40FT/ 40H.C.)	30/ 64/ 94	36/ 78/ 117	38/ 80/ 80

1.Features and specifications are for reference only and are subject to change without notice.

2. "•" Yes, model has this feature. "-" Feature not available for this model.

Specification

Wine Cooler

Catalogue Model	RS-68DJ4S	RS-24DJ4S	RS-13DJ4SPA	RS-13DJ4SPB
Capacity				
Total (Bottles)	218	58	30	34
Top room (Bottles)	-	33	-	-
Bottom room (Bottles)	-	25	-	-
General Features				
Temp Control/ Display	Computer & WIFI	Electronic	Electronic	Electronic
Defrosting	Automatic	Automatic	Automatic	Automatic
Refrigerant	R600a	R600a	R600a	R601a
Power (V~/ Hz)	220-240/ 50	220-240/ 50	220-240/ 50	220-240/ 50
Climatic Type	ST	N,ST	ST	ST
Energy Efficiency	European Class A+	European Class A	European Class A	European Class A
Certification	CE,GS	CE,GS	CE,GS	CE,GS
Compartment				
Shelf (Material/ No.)	11 Wood Wine Shelf	5 Wood Wine Shelf + 1 Bottom Shelf	3 Wood Wine Shelf + 1 Bottom Shelf	Wire/ 6+Presentation Shelf/ 1
Interior Light	LED	LED	LED	LED
Dimensions				
Net (W × D × H) (mm)	700×742×1920	550 × 537.5 × 1237	490 × 489 × 844	490 × 489 × 844
Packing (W × D × H) (mm)	-	575 × 566 × 1278	508 × 515 × 887	508 × 515 × 887
Weight (Net/ Gross KG)	-	47.8/ 51.8	29/ 32	29/ 32
Loading Capacity (40H.C.)	42	168	264	264

1.Features and specifications are for reference only and are subject to change without notice.

2、"•" Yes, model has this feature. "-" Feature not available for this model.



Global R&D Centers, Production Bases and Subsidiaries

- Production Base
- Countries and Regions of Exported Products
- Overseas Company
- R&D Center

Introduction of Hisense

Founded in 1969, Hisense is a world leader in Smart TVs, household appliances, and mobile communication devices. Hisense has a workforce of over 75,000 worldwide and its flat-panel TV market share in China has been No.1 for 11 consecutive years. Currently, Hisense boasts more than 20 subsidiaries, with sales revenue reaching USD 16 billion in 2014. Hisense also has 16 overseas companies, 7 overseas R&D centers and 5 overseas production bases, and its products are sold in more than 130 countries and regions around the world.

Hisense's many subsidiaries are in the consumer electronics, home appliances, mobile communications, information technology, and real estate industries. With 15 production facilities and 12 R&D centers around the globe, its regional headquarters are located in North America, Europe, Asia-Pacific, Middle East, Africa, and Central and South America. Hisense products are sold in more than 130 countries with sales revenue of USD \$16 billion in 2014. In addition, Hisense has strategic partnerships with trusted global corporations such as IBM, Hitachi, and Whirlpool for the development and marketing of various products and services.

"Technology, Quality, Integrity, and Responsibility" are the four key elements of Hisense. Over the years, Hisense has developed energy-saving products that are more eco-friendly and has supported more than 2,000 primary schools in underdeveloped and disaster-impacted regions throughout China and across the world. Pursuing healthy operations, top quality, and honesty, Hisense has won the respect and loyalty of our business partners.

Hisense life reimagined



Hisense International Co., Ltd.

Add: F22, Hisense Tower, 17 Donghai Xi Road
Qingdao, China 266071
Tel: +86-532-83878888
Fax: +86-532-83866770
E-mail: marketing@hisense.com
Website: <http://www.hisense.cn/en>

Add: 08 Ronggang Road, Ronggui, Shunde, Guangdong, China.
Fax: +86-757-28361060
E-mail: marketing@hisense.com
Website: <http://www.hisense.cn/en>



Note: Product design and specification subject to change without prior notice.

© 2017 Hisense Corporation. All rights reserved. Hisense and the Hisense logo are trademarks or registered trademarks of Hisense Group in China and/or other countries. All rights reserved. The Hisense Smart TV logo, Ultra HD High Definition logo, SMR logo and life reimagined logo are trademarks or registered trademarks of Hisense Electric Co., Ltd. in China and/or other countries. All rights reserved. All other company names, brand names, trademarks and logos are the property of their respective owners. All rights reserved.